



CITY OF WEST WENDOVER  
 801 ALPINE STREET – P.O. BOX 2825 WEST WENDOVER, NEVADA 89883  
 (775) 664-3081 WESTWENDOVERCITY.COM

## WEST WENDOVER QUICK FACTS April 2008 (02-11-2009 Addendum)

### POPULATION – July 1, 2007 (based on 2007 Nevada and 2006 Utah State Estimates)

City of West Wendover, Nevada: 4,958  
 City of Wendover Utah: 1,616  
 Total: 6,574

Estimate in population growth for West Wendover (2008-2032) based upon 16 year West Wendover Average (1991-2007) of 5.06% per year:

<b>2005</b>	4,848	<b>2012</b>	6,338	<b>2019</b>	8,954	<b>2026</b>	12,650
<b>2006</b>	4,871	<b>2013</b>	6,659	<b>2020</b>	9,407	<b>2027</b>	13,290
<b>2007</b>	4,952	<b>2014</b>	6,996	<b>2021</b>	9,883	<b>2028</b>	13,963
<b>2008</b>	5,203	<b>2015</b>	7,350	<b>2022</b>	10,383	<b>2029</b>	14,669
<b>2009</b>	5,466	<b>2016</b>	7,722	<b>2023</b>	10,909	<b>2030</b>	15,411
<b>2010</b>	5,742	<b>2017</b>	8,112	<b>2024</b>	11,461	<b>2031</b>	16,191
<b>2011</b>	6,033	<b>2018</b>	8,523	<b>2025</b>	12,041	<b>2032</b>	17,010

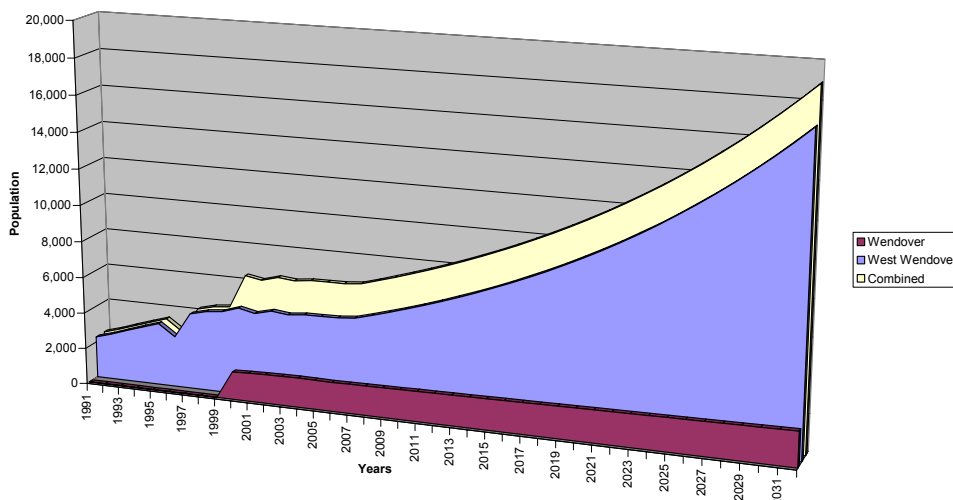
Estimate in population growth for Wendover, Utah (2007-2032) based upon 7 year Wendover, Utah Average (2000-2006) of 0.72% per year:

<b>2005</b>	1,646	<b>2012</b>	1,675	<b>2019</b>	1,761	<b>2026</b>	1,851
<b>2006</b>	1,604	<b>2013</b>	1,687	<b>2020</b>	1,773	<b>2027</b>	1,865
<b>2007</b>	1,616	<b>2014</b>	1,699	<b>2021</b>	1,786	<b>2028</b>	1,878
<b>2008</b>	1,627	<b>2015</b>	1,711	<b>2022</b>	1,799	<b>2029</b>	1,892
<b>2009</b>	1,639	<b>2016</b>	1,723	<b>2023</b>	1,812	<b>2030</b>	1,905
<b>2010</b>	1,651	<b>2017</b>	1,736	<b>2024</b>	1,825	<b>2031</b>	1,919
<b>2011</b>	1,663	<b>2018</b>	1,748	<b>2025</b>	1,838	<b>2032</b>	1,933

West Wendover/Wendover Combined Estimate 2005 through 2032:

<b>2005</b>	6,494	<b>2012</b>	8,027	<b>2019</b>	10,735	<b>2026</b>	14,529
<b>2006</b>	6,475	<b>2013</b>	8,360	<b>2020</b>	11,201	<b>2027</b>	15,184
<b>2007</b>	6,568	<b>2014</b>	8,710	<b>2021</b>	11,691	<b>2028</b>	15,871
<b>2008</b>	6,830	<b>2015</b>	9,077	<b>2022</b>	12,205	<b>2029</b>	16,593
<b>2009</b>	7,117	<b>2016</b>	9,462	<b>2023</b>	12,745	<b>2030</b>	17,350
<b>2010</b>	7,406	<b>2017</b>	9,866	<b>2024</b>	13,311	<b>2031</b>	18,146
<b>2011</b>	7,709	<b>2018</b>	10,290	<b>2025</b>	13,905	<b>2032</b>	18,981

Combined Population Projection (2032)

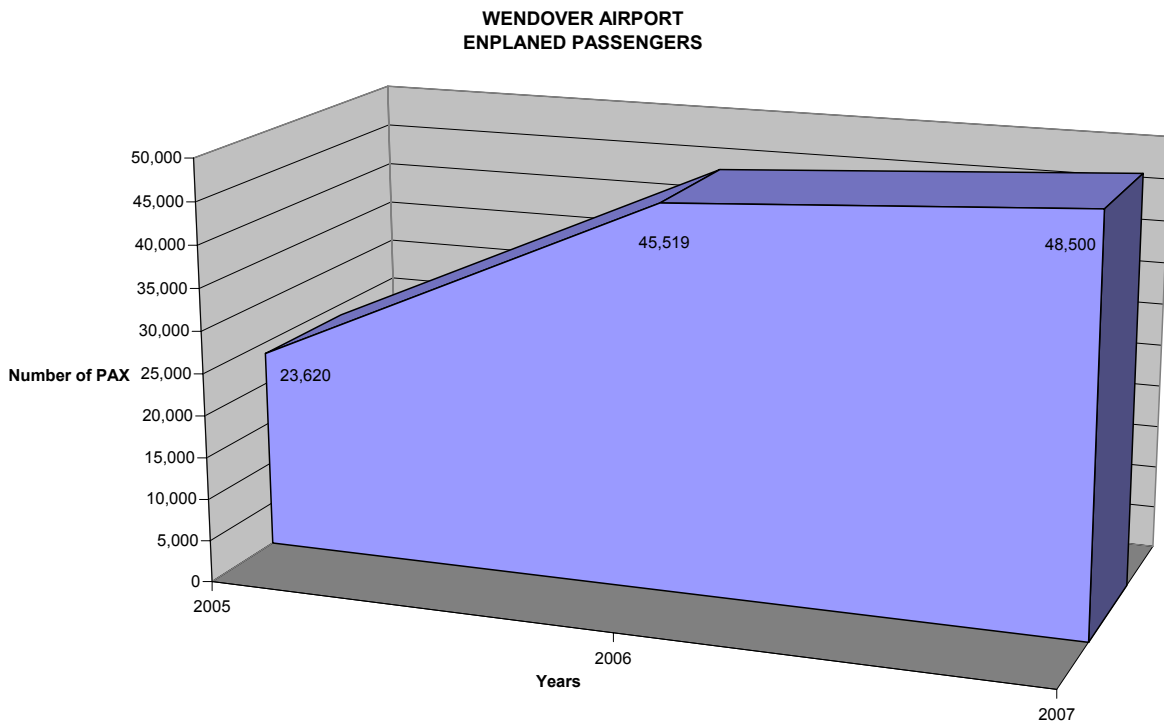


## VISITORS AND TRAFFIC

West Wendover being a tourist community receives on average in between 12,000 and 15,000 gaming oriented visitors per weekend. The slow season being mid November through the first of March, December being the slowest month of the year. The busy season being spring through fall, the high time being June through August.

Interstate 80 bisects West Wendover carrying an average of 6,207 vehicles per day through the community, 3,710 of those vehicles (59.8%) actually exit into the community east and west bound through two major interchanges (Nevada DOT AADTC 2006, Utah DOT AADTC 2006). At the Nevada Department of Transportation estimate of 1.8 persons per vehicle, that equates to 11,172 persons per day or nearly **4,077,780 people per year** passing through our community each year with at least 1,354,150 actually entering the community through two of four interchanges. The total volume of traffic on the interstate is a 16% increase from 1997.

In addition to interstate traffic, MAX air offers commercial charter flights into the community as part of a community wide flight program headed by the Wendover Casinos Group. This program currently operates one flight per day with a Boeing 737-800 carrying up to 185 passengers per flight. Those passengers stay for three nights thus adding upwards of 550 additional visitors in the community each day. This program is expected to add a second B-737 flight per day within the next two years.

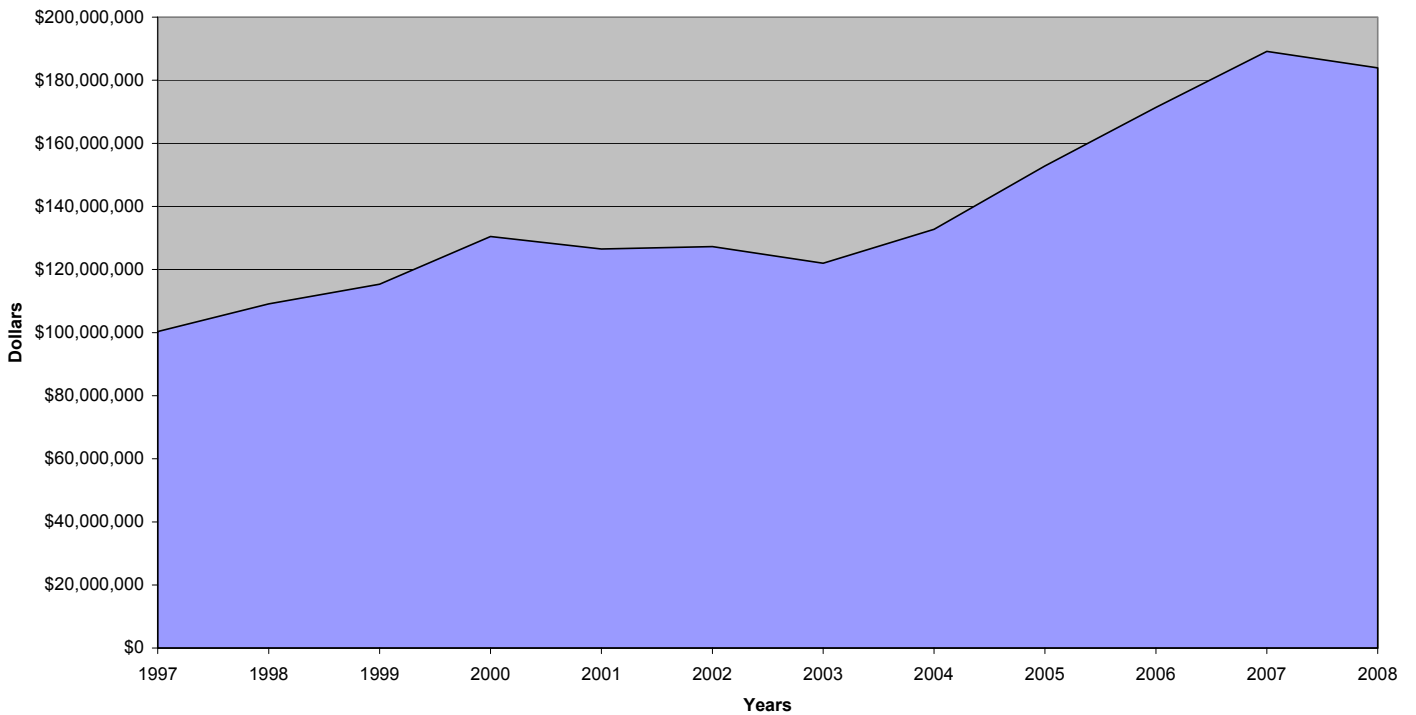


## GAMING

### TOTAL GAMING WIN

	State of Nevada	Inc/Dec Previous Year	West Wendover	Inc/Dec Previous Year	As % State Total
2008	\$11,599,320,302	-10.75%	\$183,942,657	-2.85%	1.59%
2007	\$12,846,521,224	1.75%	\$189,192,960	9.38%	1.47%
2006	\$12,622,044,000	7.77%	\$171,440,000	10.86%	1.36%
2005	\$11,641,596,716	9.27%	\$152,824,260	13.11%	1.31%
2004	\$10,562,247,370	8.87%	\$132,786,949	8.11%	1.26%
2003	\$9,625,302,181	1.85%	\$122,013,284	-4.31%	1.27%
2002	\$9,447,660,284	-0.22%	\$127,278,008	0.59%	1.35%
2001	\$9,468,598,680	-1.42%	\$126,524,243	-3.08%	1.34%
2000	\$9,602,585,758	6.05%	\$130,425,632	11.58%	1.36%
1999	\$9,021,570,135	10.60%	\$115,322,633	5.39%	1.28%
1998	\$8,064,970,291	3.26%	\$109,106,569	8.06%	1.35%
1997	\$7,801,920,467		\$100,308,875	-	1.29%
			<b>Average</b>	<b>5.17%</b>	<b>1.35%</b>

West Wendover Gaming Revenue



**FINANCIAL INSTITUTIONS**

Key Bank of Utah	(435) 665-2283	Branch Manager, RaeAnn Pace
Greater Nevada Credit Union	(775) 664-3076	Branch Manager, Steven Walton
Nevada Bank & Trust	(775) 664-2158	Branch Manager, Deyra Esparza
Nevada State Bank	(775) 664-2523	Branch Manager, Maria Ortega

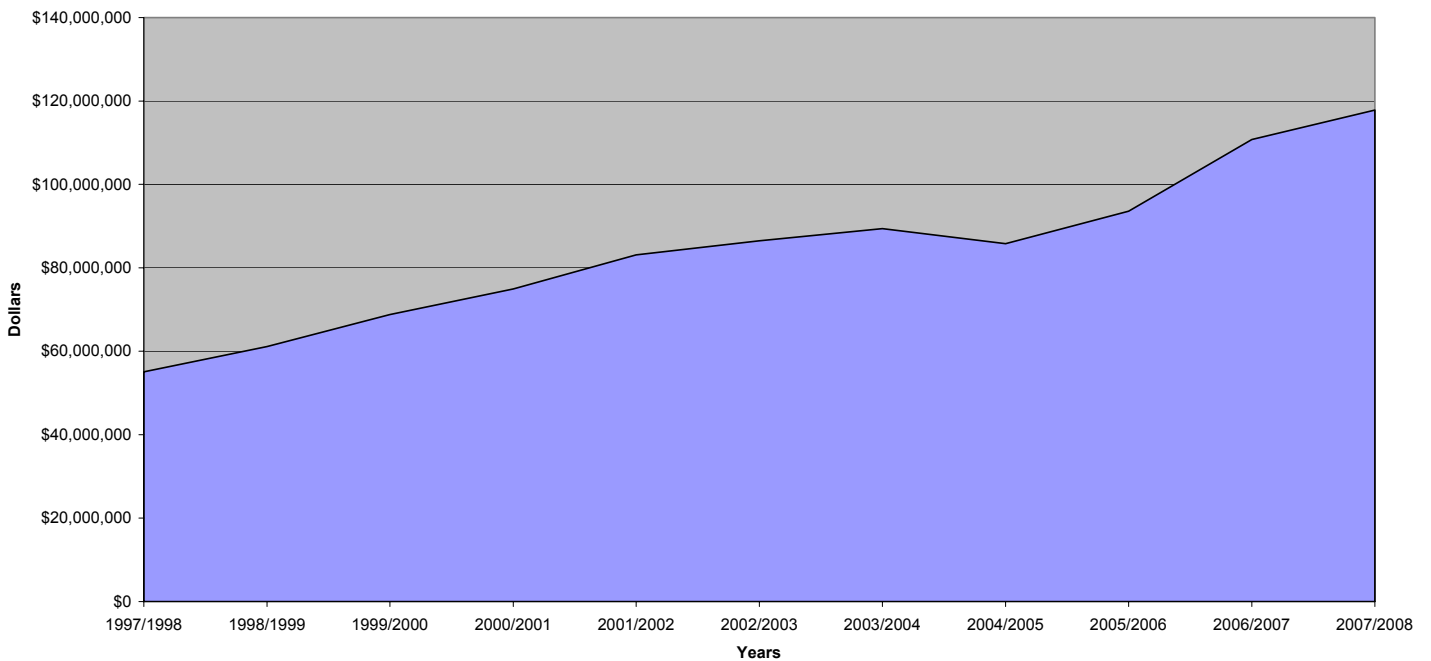
**TOP 10 EMPLOYERS IN WEST WENDOVER (2006)**

Peppermill Hotel & Casino	720
Rainbow Hotel & Casino	770
Montego Bay Casino & Resort	600
State Line Nugget	420
Red Garter Casino	193
City of West Wendover	73
West Wendover Recreation District	60
Smiths Food	63
Wendover Ambulance	42
Elko County School District (West Wendover)	124

**CITY VALUATION (Assessed Value by State of Nevada, Department of Taxation)**

2007/2008	\$117,832,860	% change from 2006/2007	6.4%
2006/2007	\$110,774,861	% change from 2005/2006	18.3%
2005/2006	\$93,600,603	% change from 2004/2005	9.1%
2004/2005	\$85,813,156	% change from 2003/2004	-4.0%
2003/2004	\$89,407,347	% change from 2002/2003	3.4%
2002/2003	\$86,501,323	% change from 2001/2002	4.1%
2001/2002	\$83,086,204	% change from 2000/2001	10.8%
2000/2001	\$74,966,644	% change from 1999/2000	9.0%
1999/2000	\$68,767,382	% change from 1998/1999	12.5%
1998/1999	\$61,124,242	% change from 1997/1998	10.9%
1997/1998	\$55,105,077	% change from 1996/1997	7.8%

**West Wendover Assessed Valuation**



## TAX BURDEN

Below are several examples with regard to the tax advantages of locating in Nevada whether it is for business or for personal living. The tax burden in Nevada is among the lowest in the United States and in the western United States, Nevada is far below any other state in tax burden ranking as shown even by the Utah State Tax Commission in which Nevada does not appear in the top 7 due to its low tax burden.

Business Tax Climate Index and Ranking					
State	Total	Rank	State	Total	Rank
All States Plus DC	5.97	—			
Wyoming	8.30	1	Oklahoma	5.80	27
New Hampshire	8.05	2	Wisconsin	5.69	28
Nevada	7.91	3	New Mexico	5.58	29
Colorado	7.69	4	Rhode Island	5.55	30
Alaska	7.64	5	Maryland	5.53	31
South Dakota	7.63	6	North Dakota	5.43	32
Florida	7.41	7	Idaho	5.43	33
Washington	7.37	8	Utah	5.40	34
Oregon	7.20	9	Kentucky	5.37	35
Tennessee	7.04	10	Kansas	5.20	36
Indiana	7.04	11	Connecticut	5.11	37
Massachusetts	6.90	12	Iowa	5.10	38
Texas	6.75	13	West Virginia	5.10	39
Illinois	6.71	14	New Jersey	5.09	40
Delaware	6.58	15	Louisiana	4.87	41
Alabama	6.58	16	Minnesota	4.84	42
Arizona	6.46	17	Maine	4.83	43
Michigan	6.39	18	New York	4.80	44
Pennsylvania	6.38	19	Hawaii	4.73	45
Vermont	6.36	20	Nebraska	4.67	46
Virginia	6.36	21	Ohio	4.45	47
Montana	6.33	22	Arkansas	4.43	48
Missouri	5.89	23	California	4.36	49
North Carolina	5.85	24	Mississippi	3.97	50
Georgia	5.83	25			
South Carolina	5.81	26	Dist. of Col.	4.55	—

### Business Tax Burden FY 02-03

Rank	State	Tax Burden
1	Washington	4.07%
2	Arizona	2.79%
3	Utah	2.58%
4	Idaho	2.55%
5	California	2.52%
6	Colorado	2.51%
7	Oregon	1.78%

### Household Tax Burden FY 02-03

Rank	State	Tax Burden
1	Oregon	8.76%
2	California	7.61%
3	Utah	7.16%
4	Idaho	6.47%
5	Arizona	6.15%
6	Colorado	6.06%
7	Washington	5.21%

\*Utah State Tax Commission 12/17/03

\*The Tax Foundation 2003 – Friendliest Business Tax Climate

## TRANSPORTATION

Interstate 80. Connecting Salt Lake City, Utah to San Francisco, California

U.S. Highway 93A . Connecting West Wendover to Las Vegas, Nevada and Interstate 15

Union Pacific Rail Road. Main East/West Line Connecting Salt Lake City to Oakland, California

Wendover Airport

Former Wendover Air Base, Two Runways (8,100' x 100') and (8,000' x 150') Large Ramp Area and Hangar Complexes

Boeing 737 Charter Passenger Service in Operation by MAX (Million Air Express)

**UTILITIES**

Electricity. Provided by Wells Rural Electric Company a Co-op facility serving northeastern Nevada and a portion of western Utah.

**WELLS RURAL ELECTRIC COMPANY**

<b>Rural Residential</b>		<b>Commercial 51 to 1000 kVa</b>	
Energy – Kwh	\$0.07210	<b>Irrigation – All Months</b>	
Demand – Kw	\$0.00	Energy – Kwh	\$0.05267
Basic Service Charge	\$16.80	Demand – Kw	\$6.00
		Annual Service Charge	\$300.00
<b>Village Residential</b>		<b>Commercial 51 to 1000 kVa</b>	
Energy – Kwh	\$0.07389	<b>Irrigation Only</b>	
Demand – Kw	\$0.00	<b>September thru April</b>	
Basic Service Charge	\$15.15	Energy – Kwh	\$0.06937
		Demand – Kw	\$0.00
<b>Seasonal</b>		<b>May thru August</b>	
Energy – Kwh	\$0.07514	Energy – Kwh	\$0.05267
Demand – Kw	\$0.00	Demand – Kw	\$6.00
Annual Service Charge	\$168.00	Basic Annual Service Charge	\$300.00
<b>Commercial &amp; Small Power</b>		<b>Commercial 51 to 1000 kVa</b>	
Energy – Kwh	\$0.06432	<b>Large Power</b>	
Demand – Kw	\$0.00	Energy – Kwh	\$0.05267
Basic Service Charge	\$19.50	Demand – Kw	\$6.00
		Basic Service Charge	\$25.00
<b>Street Lights</b>	\$6.13	<b>Commercial 1001 to 5000 kVa</b>	
<b>Security Lights 100 watt</b>	\$6.95	<b>Industrial</b>	
<b>Security Lights 200 watt</b>	\$10.55	Energy – Kwh	\$0.04491
		Demand – Kw	\$5.50
		Basic Service Charge	\$500.00

**Propane/Natural Gas**

Provided by Propane of Wendover and Wendover Gas Company. As of today, West Wendover is not served by natural gas though currently, work is underway with the Ruby Pipeline Company which will be installing a 42” line approximately 50 miles to the north of the community. The City, in conjunction with Wendover Gas Company and other interested parties, is working towards a plan for the installation of a 4” to 6” lateral, which would service the West Wendover area. The main line is scheduled for construction in late 2009 and 2010, coming online in 2011.

**Telecommunications**

Telecommunication products are provided by Frontier Communications, local office in Elko, Nevada as well as CentraCom Interactive, main office in Fairview, Utah.

**Cable Television**

Precis, headquartered in Price, Utah, provides Cable Television.

**Internet Services**

There are two local Internet (wireless) providers here in West Wendover:

Beehive Wireless Services – [www.beehivewirless.com](http://www.beehivewirless.com)  
 Wells Rural Electric – [www.wrec.coop](http://www.wrec.coop)

Water/Sewer/Garbage services are provided by the City of West Wendover.

City of West Wendover Schedule of New Rates for Water Effective July 1, 2008				City of West Wendover Schedule of New Rates for Sewer Effective July 1, 2008				City of West Wendover Schedule of New Rates for Garbage Effective July 1, 2008		
Description		New Rate		Description		New Rate		Description	New Rate	
Water Connection Fees Residential & Commercial	Minimum, based on 20 fixture units	2,935.60	Minimum, based on 20 fixture units	Sewer Connection Fees Residential & Commercial	Minimum, based on 20 fixture units	2,348.48	Minimum, based on 20 fixture units	Initial Fee	50.00	For the initial receptacle
	Per Unit Over 20	146.79	Per Unit Over 20		Per Unit Over 20	117.42	Per Unit Over 20	Initial Fee	25.00	For each additional receptacle
Meter Fees Residential & Commercial	Minimum, based on 20 fixture units	293.56	Minimum, based on 20 fixture units	Sewer Rates: Residential	Flat Rate	21.14	Flat Rate	Monthly Fees: Residential	10.86	For one receptacle
	Per Unit Over 20	14.68	Per Unit Over 20	Sewer Rates: Commercial	Minimum for 0-8000 gallons of Water	21.14	Minimum for 0-8000 gallons		9.05	For each additional receptacle
Deposits and Fees Residential	Processing fee, non-refundable	20.00	Processing fee, non-refundable		Per one thousand gallons over 8000	2.64	Per one thousand gallons over 8000	Monthly Fees: Commercial	54.30	Per ton tipping fee
	Deposit, two months rate	36.00	Deposit, two months rate					Roll-Off 30 yard Container	211.15	Dump and return fee plus tipping fees
Deposits and Fees Commercial	Processing fee, non-refundable	20.00	Processing fee, non-refundable					Roll-Off 30 yard Container	2.41	Rental fee per day
	Deposit	100.00	Deposit					Compactor	211.15	Dump and return fee plus tipping fees
Water Rates: Residential & Commercial	Minimum for 0-8000 gallons	18.00	Minimum for 0-8000 gallons					<b>Front Loads:</b>		
	Per one thousand gallons over 8000	2.20	Per one thousand gallons over 8000					2 yard	50.68	Rental fee per month for once a week service
Hydrant Meter: Set Up Fee	Non-refundable	15.00	Non-refundable					3 yard	76.02	Rental fee per month for once a week service
	Deposit - refundable	100.00	Deposit - refundable					4 yard	101.35	Rental fee per month for once a week service
Water Rates	Minimum for 0-8000 gallons	25.00	Minimum for 0-8000 gallons					6 yard	152.03	Rental fee per month for once a week service
	Per one thousand gallons over 8000	3.97	Per one thousand gallons over 8000					8 yard	202.70	Rental fee per month for once a week service
Reconnection Fees: Residential & Commercial		25.00						Grease Traps	84.46	Per wet ton as received at the site
								Construction Debris	54.30	
								Clean Construction Debris	16.80	Per ton

## HOUSING

City of West Wendover has several housing types including Single Family Residential (single, duplexes, triplexes, condominiums, townhomes), Multi-Family Residential (apartments) and Residential Mobile Home (mobile home parks). In all West Wendover has over 35 subdivision/housing developments containing over 1,567 units and growing.

## RECREATION AMENITIES

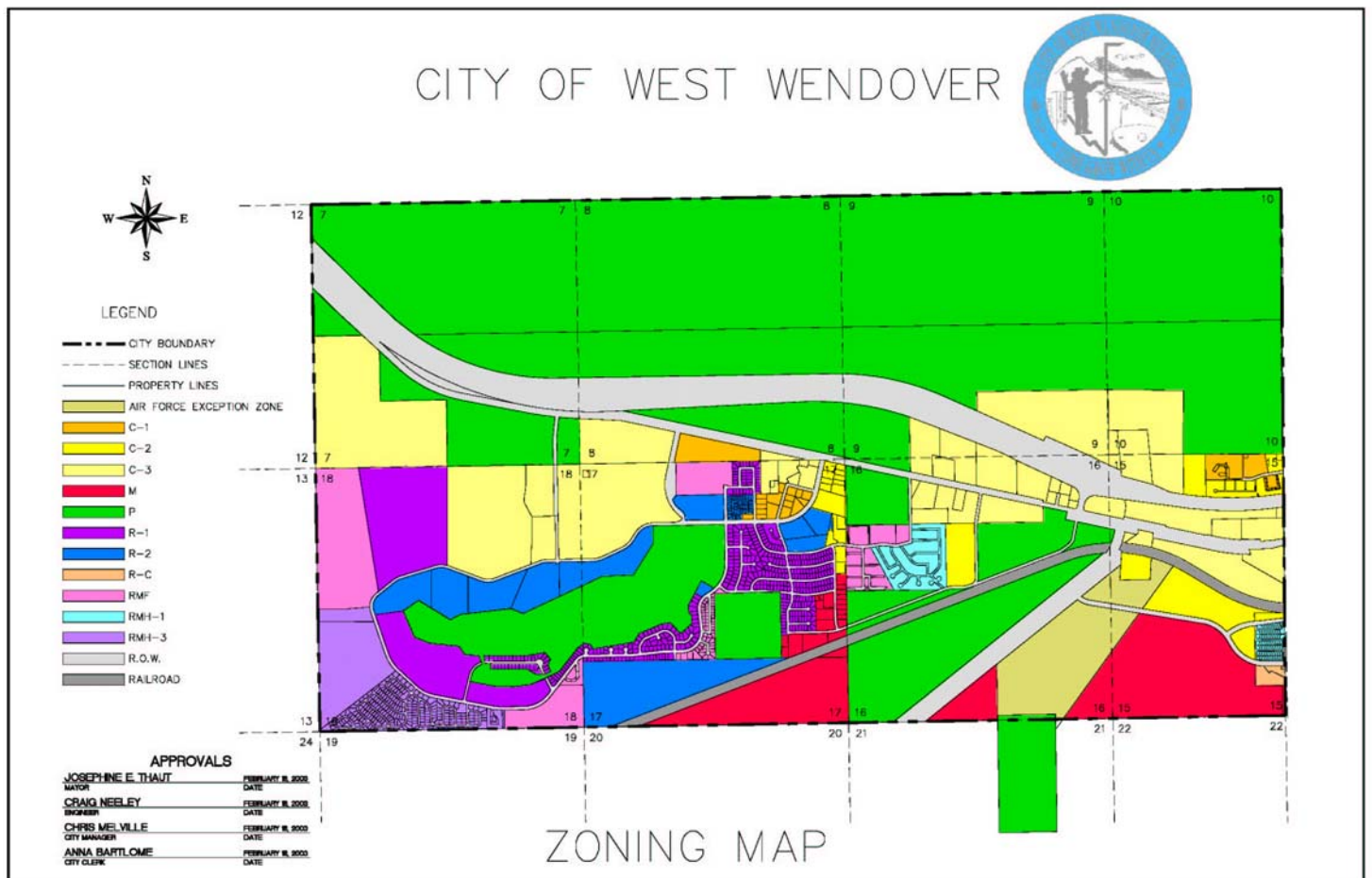
West Wendover has just about everything you could ask for in recreation: Robert F. Scobie Park, two civic baseball fields and two school baseball fields, two multi-purpose (soccer) fields, Olympic size swimming facility, skating park, area fishing, hiking, mountain biking, ATV'ing, horseback riding, an 18 Hole Championship Homer Flint Golf Course, a 8 mile hard pack trail complex (Leppy Hills Trails) and many other amenities. West Wendover is located in a very open and outdoor recreational area.

## CITY SERVICES

The City is a Nevada Municipality under a Council/Mayor form of Government (five Councilpersons and a Mayor) with a professional City Manager and Staff. Departments include: Administration, Community Development, Finance, Fire, Police and Public Works.

Since Wendover comprises of two separate municipalities, the community has two of all municipal services. This is considered a detriment in some respects for the community but in others such as Police and Fire protection it is a benefit as the ration of officers per population is significantly higher than the national average.

- The City is located in Township 33N., Range 70E., M.D.B.&M., and currently comprised of approximately 7 sections of land or 4,500 acres.
- 120 miles west of Salt Lake City, Utah
- 400 miles east of Reno, Nevada
- 380 miles north of Las Vegas, Nevada



## SCHOOL ENROLLMENTS

The community of Wendover has two school systems due to there being two communities; one located in Nevada and one across the border in Utah. Below is the enrollment numbers for West Wendover.

### West Wendover (Elko County, Nevada)

	<u>2001/2002</u>	<u>2002/2003</u>	<u>2003/2004</u>	<u>2004/2005</u>	<u>2005/2006</u>	<u>2006/2007</u>
High School:	411	450	430	450	444	422
Elementary:	713	722	730	742	725	646

### Wendover (Tooele County, Utah)

	<u>2007/2008</u>
High School:	190
Elementary:	228

## NEWSPAPERS

Local:	High Desert Advocate, Wendover Times, Elko Daily Free Press
Regional:	Salt Lake Tribune, City Weekly, Reno Gazette, Desert News, Las Vegas Sun, Las Vegas Review Journal
National:	USA Today, New York Times

## TELEVISION

Local/National:	All related network stations out of Salt Lake City, Utah, the closest regional market.
Other:	Cable and Satellite Coverage

## TIME

The City of West Wendover is unique in that while the rest of Nevada is in the Pacific Time Zone, the Federal Government notched out West Wendover and we remain in the Mountain Time Zone. This is of course due to the fact that West Wendover is very closely tied with the Salt Lake City area not only in terms of visitors but business commerce in general.

## HISTORY/HISTORIC LANDMARKS

Wendover Field an historic World War II facility on the National Register of Historic Places  
Bonneville Salt Flats where world land speed records have been set for nearly a century  
Danger Cave, where archeologists have made some of the earliest discoveries of man  
First Transcontinental Telephone Connection  
Western Pacific Railroad Feather River Route  
Hastings Cut-off, the main factor in the fate of the infamous Donner/Reed Party

**For additional information and resources please visit our website: [www.westwendovercity.com](http://www.westwendovercity.com)**